

Zener Diode

EDZ22B

●Applications

Constant voltage control

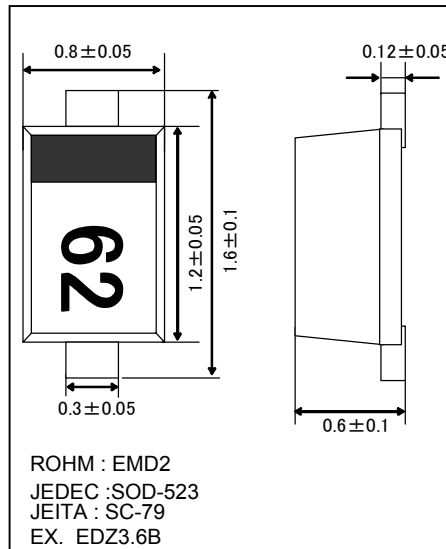
●Features

- 1) 2-pin ultra mini-mold type for high-density mounting (EMD2)
- 2) High reliability
- 3) Can be mounted automatically, using chip mounter.

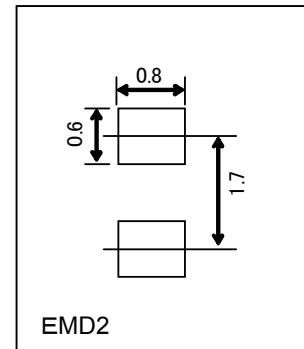
●Construction

Silicon epitaxial planer

●Dimensions (Unit : mm)



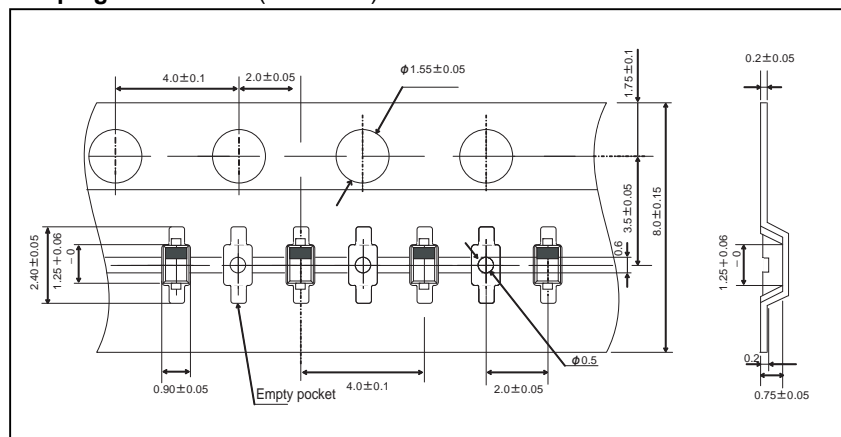
●Land size figure (Unit : mm)



●Structure



●Taping dimensions (Unit : mm)



●Absolute maximum ratings (Ta=25°C)

| Parameter | Symbol | Limits | Unit |
|-----------------------|------------------|-------------|------|
| Power dissipation | P | 150 | mW |
| Junction temperature | T _j | 150 | °C |
| Storage temperature | T _{stg} | -55 to +150 | °C |
| Operating temperature | T _{opr} | -55 to +150 | °C |

●Electical voltage (Ta=25°C)

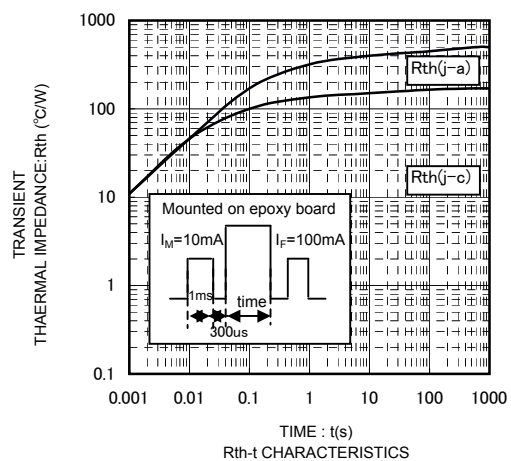
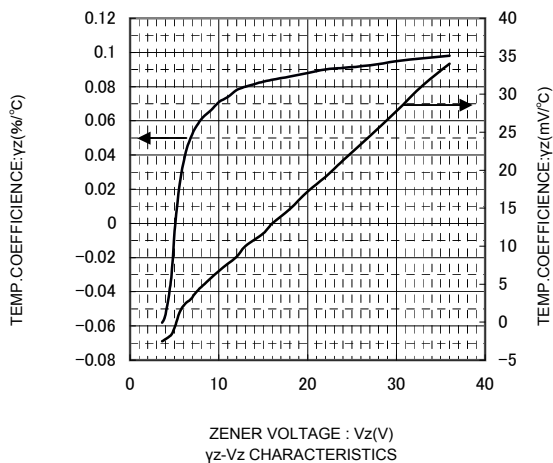
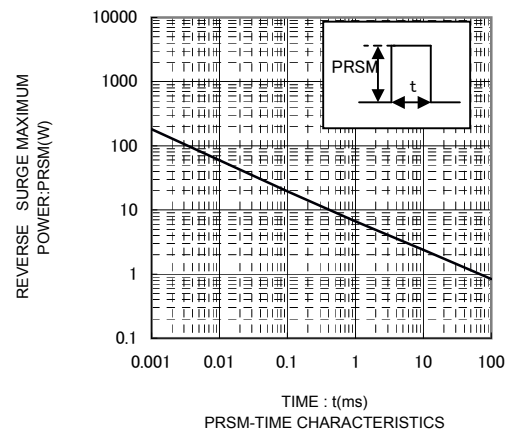
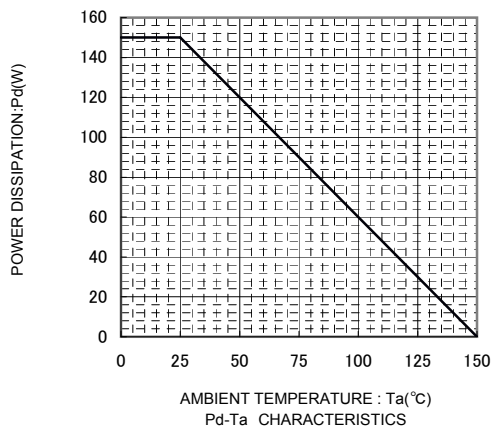
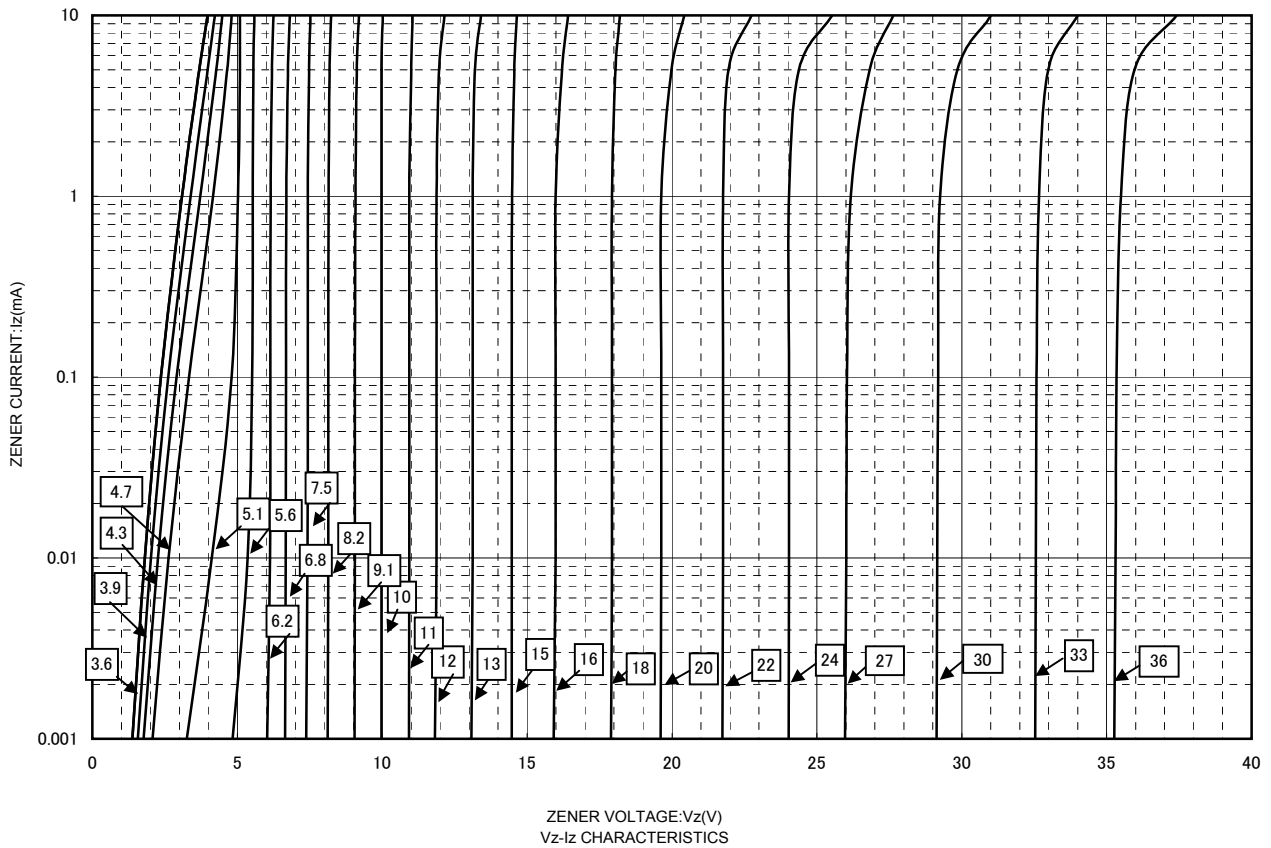
| TYP. | Symbol | | | | | | | | |
|----------|----------------------|--------|---------------------|---------------------------------------|---------------------|----------------------------------------------|---------------------|---------------------------------------------|--------------------|
| | Zener voltage: Vz(V) | | | Operating resistance : Zz(Ω) | | Rising operating resistance : Zz(Ω) | | Reverse current : I _R (μ A) | |
| | MIN. | MAX. | I _z (mA) | MAX. | I _z (mA) | MAX. | I _z (mA) | MAX. | V _R (V) |
| EDZ 3.6B | 3.600 | 3.845 | 5.0 | 100 | 5.0 | 1000 | 1.0 | 10.0 | 1.0 |
| EDZ 3.9B | 3.890 | 4.160 | 5.0 | 100 | 5.0 | 1000 | 1.0 | 5.0 | 1.0 |
| EDZ 4.3B | 4.170 | 4.430 | 5.0 | 100 | 5.0 | 1000 | 1.0 | 5.0 | 1.0 |
| EDZ 4.7B | 4.550 | 4.750 | 5.0 | 100 | 5.0 | 800 | 0.5 | 2.0 | 1.0 |
| EDZ 5.1B | 4.980 | 5.200 | 5.0 | 80 | 5.0 | 500 | 0.5 | 2.0 | 1.5 |
| EDZ 5.6B | 5.490 | 5.730 | 5.0 | 60 | 5.0 | 200 | 0.5 | 1.0 | 2.5 |
| EDZ 6.2B | 6.060 | 6.330 | 5.0 | 60 | 5.0 | 100 | 0.5 | 1.0 | 3.0 |
| EDZ 6.8B | 6.650 | 6.930 | 5.0 | 40 | 5.0 | 60 | 0.5 | 0.5 | 3.5 |
| EDZ 7.5B | 7.280 | 7.600 | 5.0 | 30 | 5.0 | 60 | 0.5 | 0.5 | 4.0 |
| EDZ 8.2B | 8.020 | 8.360 | 5.0 | 30 | 5.0 | 60 | 0.5 | 0.5 | 5.0 |
| EDZ 9.1B | 8.850 | 9.230 | 5.0 | 30 | 5.0 | 60 | 0.5 | 0.5 | 6.0 |
| EDZ 10B | 9.770 | 10.210 | 5.0 | 30 | 5.0 | 60 | 0.5 | 0.1 | 7.0 |
| EDZ 11B | 10.760 | 11.220 | 5.0 | 30 | 5.0 | 60 | 0.5 | 0.1 | 8.0 |
| EDZ 12B | 11.740 | 12.240 | 5.0 | 30 | 5.0 | 80 | 0.5 | 0.1 | 9.0 |
| EDZ 13B | 12.910 | 13.490 | 5.0 | 37 | 5.0 | 80 | 0.5 | 0.1 | 10.0 |
| EDZ 15B | 14.340 | 14.980 | 5.0 | 42 | 5.0 | 80 | 0.5 | 0.1 | 11.0 |
| EDZ 16B | 15.850 | 16.510 | 5.0 | 50 | 5.0 | 80 | 0.5 | 0.1 | 12.0 |
| EDZ 18B | 17.560 | 18.350 | 5.0 | 65 | 5.0 | 80 | 0.5 | 0.1 | 13.0 |
| EDZ 20B | 19.520 | 20.390 | 5.0 | 85 | 5.0 | 100 | 0.5 | 0.1 | 15.0 |
| EDZ 22B | 21.540 | 22.470 | 5.0 | 100 | 5.0 | 100 | 0.5 | 0.1 | 17.0 |
| EDZ 24B | 23.720 | 24.780 | 5.0 | 120 | 5.0 | 120 | 0.5 | 0.1 | 19.0 |
| EDZ 27B | 26.190 | 27.530 | 2.0 | 150 | 2.0 | 150 | 0.5 | 0.1 | 21.0 |
| EDZ 30B | 29.190 | 30.690 | 2.0 | 200 | 2.0 | 200 | 0.5 | 0.1 | 23.0 |
| EDZ 33B | 32.150 | 33.790 | 2.0 | 250 | 2.0 | 250 | 0.5 | 0.1 | 25.0 |
| EDZ 36B | 35.070 | 36.870 | 2.0 | 300 | 2.0 | 300 | 0.5 | 0.1 | 27.0 |

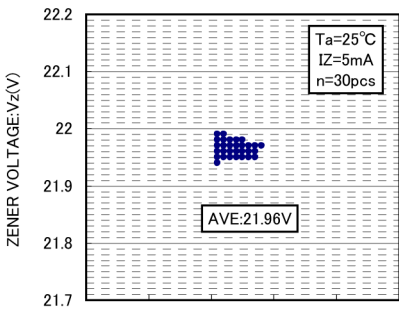
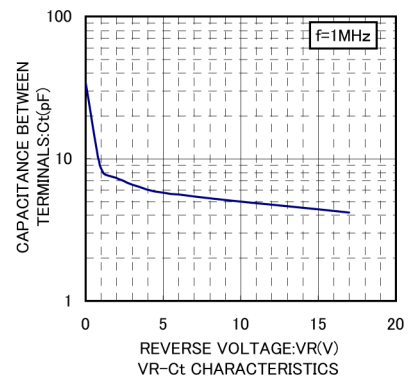
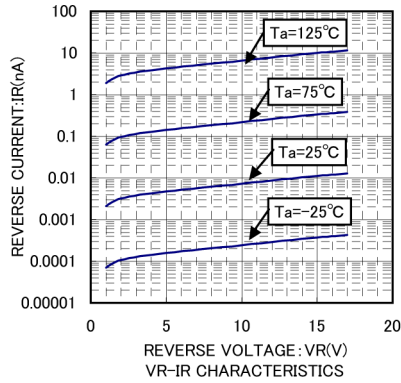
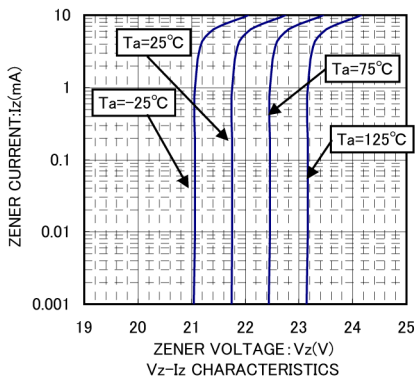
(1) The zener voltage(V_z) is measured 40ms after power is supplied.

(2) The operating resistances(Z_z, Z_{zk}) are measured by superimposing a minute alternating current on the regulated current(I_z)

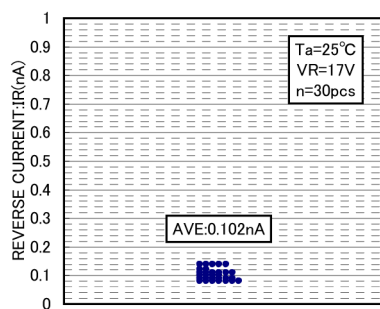
●MARKING (Type No.)

| TYPE | TYPE NO. | TYPE | TYPE NO. |
|----------|----------|---------|----------|
| EDZ 3.6B | 62 | EDZ 12B | 25 |
| EDZ 3.9B | 72 | EDZ 13B | 35 |
| EDZ 4.3B | 82 | EDZ 15B | 45 |
| EDZ 4.7B | 92 | EDZ 16B | 55 |
| EDZ 5.1B | A2 | EDZ 18B | 65 |
| EDZ 5.6B | C2 | EDZ 20B | 75 |
| EDZ 6.2B | E2 | EDZ 22B | 85 |
| EDZ 6.8B | F2 | EDZ 24B | 95 |
| EDZ 7.5B | H2 | EDZ 27B | A5 |
| EDZ 8.2B | J2 | EDZ 30B | C5 |
| EDZ 9.1B | L2 | EDZ 33B | E5 |
| EDZ 10B | 05 | EDZ 36B | F5 |
| EDZ 11B | 15 | | |

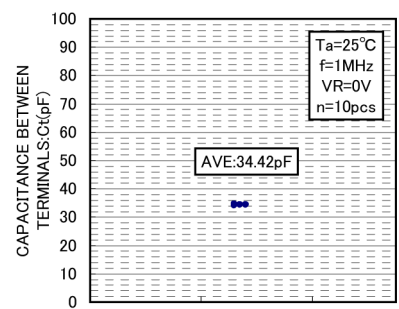




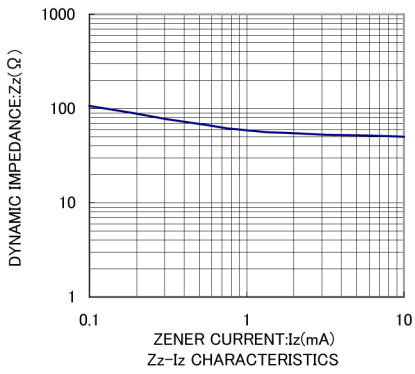
V_Z DISPERSION MAP



I_R DISPERSION MAP



C_t DISPERSION MAP



Notes

No copying or reproduction of this document, in part or in whole, is permitted without the consent of ROHM Co.,Ltd.

The content specified herein is subject to change for improvement without notice.

The content specified herein is for the purpose of introducing ROHM's products (hereinafter "Products"). If you wish to use any such Product, please be sure to refer to the specifications, which can be obtained from ROHM upon request.

Examples of application circuits, circuit constants and any other information contained herein illustrate the standard usage and operations of the Products. The peripheral conditions must be taken into account when designing circuits for mass production.

Great care was taken in ensuring the accuracy of the information specified in this document. However, should you incur any damage arising from any inaccuracy or misprint of such information, ROHM shall bear no responsibility for such damage.

The technical information specified herein is intended only to show the typical functions of and examples of application circuits for the Products. ROHM does not grant you, explicitly or implicitly, any license to use or exercise intellectual property or other rights held by ROHM and other parties. ROHM shall bear no responsibility whatsoever for any dispute arising from the use of such technical information.

The Products specified in this document are intended to be used with general-use electronic equipment or devices (such as audio visual equipment, office-automation equipment, communication devices, electronic appliances and amusement devices).

The Products specified in this document are not designed to be radiation tolerant.

While ROHM always makes efforts to enhance the quality and reliability of its Products, a Product may fail or malfunction for a variety of reasons.

Please be sure to implement in your equipment using the Products safety measures to guard against the possibility of physical injury, fire or any other damage caused in the event of the failure of any Product, such as derating, redundancy, fire control and fail-safe designs. ROHM shall bear no responsibility whatsoever for your use of any Product outside of the prescribed scope or not in accordance with the instruction manual.

The Products are not designed or manufactured to be used with any equipment, device or system which requires an extremely high level of reliability the failure or malfunction of which may result in a direct threat to human life or create a risk of human injury (such as a medical instrument, transportation equipment, aerospace machinery, nuclear-reactor controller, fuel-controller or other safety device). ROHM shall bear no responsibility in any way for use of any of the Products for the above special purposes. If a Product is intended to be used for any such special purpose, please contact a ROHM sales representative before purchasing.

If you intend to export or ship overseas any Product or technology specified herein that may be controlled under the Foreign Exchange and the Foreign Trade Law, you will be required to obtain a license or permit under the Law.



Thank you for your accessing to ROHM product informations.
More detail product informations and catalogs are available, please contact us.

ROHM Customer Support System

<http://www.rohm.com/contact/>